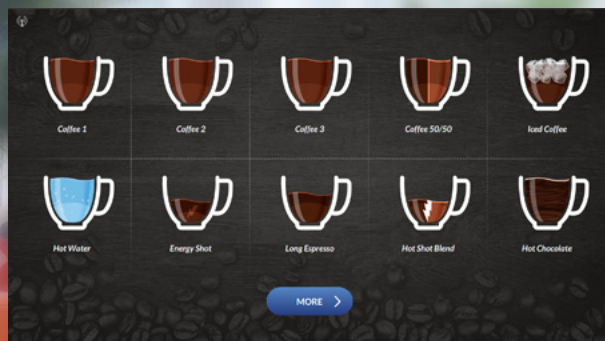


Encore 29 Beverages Description



Coffee Drinks & Hot Beverages	
Drinks	Descriptions
Coffee 1 (Milk option)	Light roast (recommended).
Coffee 2 (Milk option)	Dark roast (recommended).
Coffee 3 (Milk option)	Decaffeinated or medium roast (recommended).
Coffee 50/50 (Milk option)	Two blends (blends 1 and 2 by default) combined in a ½-½ proportion.
Iced Coffee	A strong shot of coffee (blend 1 by default) with a smaller quantity of water (4 oz), served on ice*.
Hot Water	Hot water for tea.
Energy Shot	A strong shot of coffee (blend 1 by default) with a smaller quantity of water (4 oz).
Long Espresso	A very strong shot of coffee (blend 1 by default) with a smaller quantity of water (4 oz).
Hot Shot Blend	A strong shot of 2 blends (blends 1 and 2 by default).
Hot Chocolate	Hot chocolate flavoured soluble.
Mokaccino	Coffee (blend 1 by default) and hot chocolate soluble combined in a ½-½ proportion.
French Vanilla	French vanilla flavoured soluble.
Vanilla Coffee	Coffee (blend 1 by default) and French vanilla soluble combined in a ½-½ proportion.
Vanilla Choco	French vanilla and hot chocolate solubles combined in a ½-½ proportion.
Vanilla Choco Coffee	Coffee (blend 1 by default), French vanilla and hot chocolate solubles in a ⅓-⅓-⅓ proportion.
Café Latte	A shot of coffee (blend 1 by default) topped with powder milk in a ½-½ proportion.
Cappuccino	A shot of coffee (blend 1 by default) and powder milk combined in a ½-½ proportion, with an extra whipped powder milk.
Choco Latte	Hot chocolate soluble topped with powder milk in a ½-½ proportion.
Vanilla Choco Latte	Hot chocolate soluble with French vanilla soluble, topped with powder milk in a ⅓-⅓-⅓ proportion.

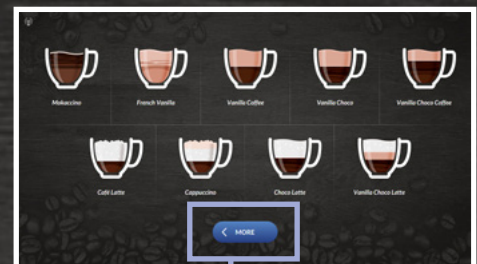
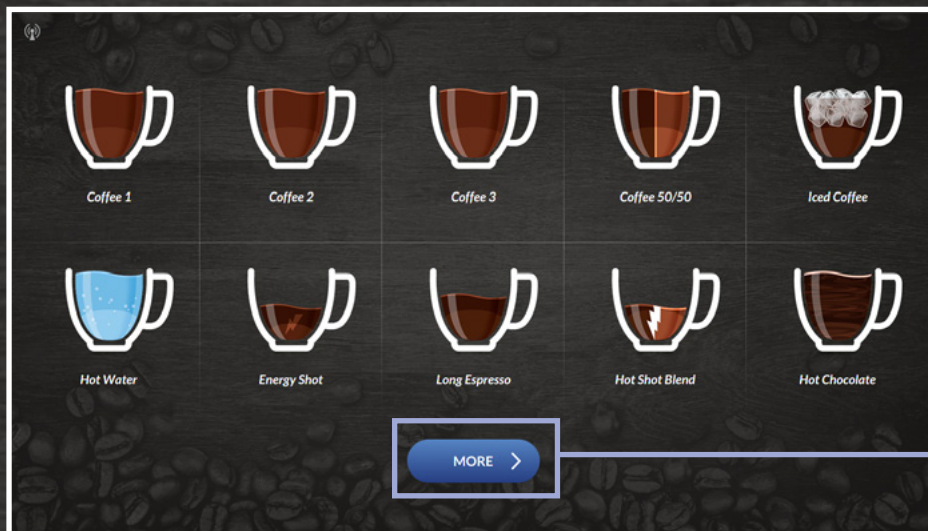


*Ice machine required.

Encore 29 - Simple Steps

Step 1

Choose your beverage by pressing the according image.



Press on the “More” button to have access to the other beverages of the menu.

Step 2

Set your beverage and start its preparation. Beverage settings options vary depending on the selected recipe.



Select desired blend(s).

The label or tag displayed over the cup will tell you what the blend is.

Select the strength.

Select the size.

Refer to the labels to select the right size for your cup.

Add up to 2 milk portions.

Milk option is available for regular coffee and Coffee 50/50 recipes.

Start the preparation.

Brew time varies from 15 to 62 seconds, depending on the recipe.