

High Capacity Brewer

Encore VENTI

Ideal for micromarkets and convenience stores

- Reliable technology
 - Patented reverse French press system: large capacity brew group.
 - Commercial grade burr grinder.
 - Improved whipping system for solubles.
- New elegant design
- Environmentally friendly and sustainable brewer
- Connected through a secure cellular network
 - Compliant with Sophia.
- Multiple Customizable Options
 - Adjust the cup sizes from 4 to 24 oz (in a single brew cycle).
 - Set the recipes, brew strengths and gram throw to meet the roasters' high quality taste profile.
 - Upload the logo of your favorite roasters to display on the beverage settings screen*.
 - Change the beverage names & coffee tags.
 - Display promo videos during the brew time or screen saver*.
 - Add your logo and tagline to the right part of the screen saver*.
 - Change the beverage descriptions displayed during the screen saver*.
 - Choose the interface to fit your coffee area.



Interface & Technology

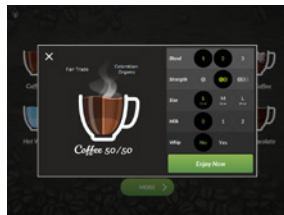
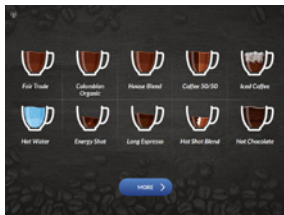
Graphic User Interface

Enhanced user experience through an intuitive and improved touchscreen technology.

- Easily recognizable images for each beverage showing the recipes' content.
- Add milk (up to 2), modify strength: watch the regular coffee image displayed change.
- Get your beverages in 2 steps only!



Manage your assets through our web-based application, connected to a secure and private cellular network (optional).



Default color: blue

SOPHIA TOUCHLESS SOLUTIONS

Order coffee without ever touching the brewer.



Technical Specifications & Options

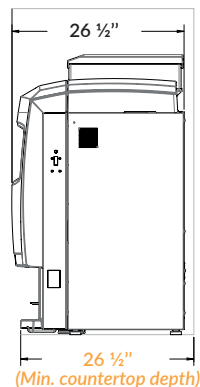
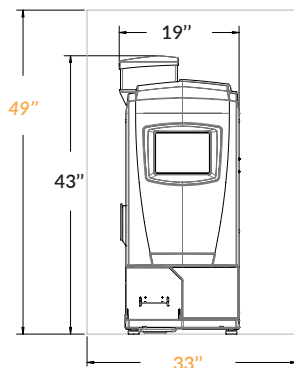
Description

- Fresh bean to cup coffee machine
- 3 bean hopper (4 lb, 2 lb, 4 lb)
- 3 soluble canisters (1.1 lb, 5.5 lb, 5.5 lb)
- 3 cup sizes
- 3 brew strengths
- 10.4" touch screen
- Cellular modem included
- 1,600 coffee capacity filter paper rolls

Requirements

- Electricity:** 120 VAC, 15 A, 60 Hz
- Optional:** 220 VAC, 20 A, 60 Hz
- Water services:** plumbed or bottled
- Water tank capacity:** 0.8 gal
- Weight:** 138 lb

Dimensions & Minimum Space Requirements



Beverages Selection

- Coffee (3 choices)
- Coffee 50/50
- Iced Coffee*
- Hot Water
- Long Espresso
- Energy Shot
- Hot Shot Blend
- Café Latte
- Cappuccino
- Hot Chocolate
- Mokaccino
- Choco Latte
- French Vanilla
- Vanilla Coffee
- Vanilla Choco
- Vanilla Choco Coffee
- Vanilla Choco Latte

Compliant Accessories & Options

- Cup & condiment dispenser
- Wood base cabinets
- Chute kit (for coffee waste)

Connectivity

- Sophia Optimum license

Integrated Option

- Printer
- Cup detector
- ADA compliant touchpad:
An adapted keyboard to help people who are not able to reach the screen or are not comfortable using it to order coffee. Also compliant with the Americans with Disabilities Act (ADA).

Vending Options

- Coin mechanism & coin kit
- Bill acceptor & bill box
- Credit card reader



Complete brochure also available. Contact your territory manager for more info.

*Ice machine required.



2355, avenue Dalton, Québec (Québec) G1P 3S3 Canada
T: 800-561-6162 F: 800-463-2739
www.cafection.com

